

SUCCULENT GARDEN QUILT

Showcasing Your Favorite Prints with Succulent Garden Quilt Pattern

Building oversized hexagons couldn't be any more rewarding. This pattern allows the sewer to transform modern fabrics with large scale prints into unique blocks, enabling the sewer to make sense out of what sometimes is chaos when combining large patterned fabrics.

The Nitty Gritty:
Not sure where to start? I recommend making the lap size quilt. In stead of bringing fabrics in specific quantity, bring a variety of **one yard and 1/2 yard pieces** so that we can mix and match and make perfect combinations. Fat quarters won't work!

The fun of this quilt is that you can showcase large scale prints.

We'll go in-depth more in the class, but when choosing your fabrics think about choosing a variety of patterns with the following characteristics:

- Scale:**

 - large scale
 - medium scale
 - small scale
- Value:**

 - dark
 - medium
 - light
- Intensity:**

 - bright
 - dull
 - somewhere in-between


Color:
My advice would be to not stick to one color. If you love blue, choose fabrics that are blue but turn into turquoise, aqua, green, yellow. This quilt pattern can handle a variety of colors. This is most definitely personal taste!

FABRIC REQUIREMENTS:
Choose a variety of dark and light fabrics.


FABRIC	CRIB (58" X 42")	LAP (58" X 70")	QUEEN (82" X 98")	KING (108" X 112")
1	5/8 yard	7/8 yard	7/8 yard	1 yard
2	1/2 yard	1/2 yard	1/2 yard	1 yard
3	1/2 yard	1/2 yard	1/2 yard	1/2 yard
4	1/2 yard	3/4 yard	1 1/8 yards	1 1/8 yards
5	3/8 yard	3/8 yard	3/8 yard	1 yard
6	3/8 yard	3/8 yard	3/4 yard	3/4 yard
7	3/8 yard	3/8 yard	3/8 yard	5/8 yard
8		5/8 yard	5/8 yard	1 yard
9		3/8 yard	3/4 yard	3/4 yard
10			1 1/4 yards	1 1/4 yards
11			1 1/8 yards	1 1/4 yards*
12			1/2 yard	1 1/4 yards
13			1/2 yard	1/2 yards
14				3/8 yard
Outer Edge	1/2 yard	1 yard	1 yard	1 yard
Binding	1/2 yard	5/8 yard	3/4 yard	7/8 yard
Backing	3 yards	4 yards	8 yards	10 1/2 yards

**To replicate Succulent Garden quilt as pictured (king size), substitute 4 yards of a single border print for Fabric 11, using excess on back of quilt.*


OTHER SUPPLIES NEEDED:




Sewing Machine




Scissors




Rotary Cutter




Ruler




Thread



Cutting Mat



Iron



Straight Pins

You'll need these supplies plus the pattern and template plastic or cardboard roughly 20" square.